



# MGB


## 4-Wheel Series



**1100L** Flat Lid



**1100L** Round Dual Lid



**660L** Flat Lid

# MGB 4-Wheel Series

Waste containers



## New Features

The flat lid model is a dedicated development, integrating numerous improvements to create a smoother design. This means lower operational costs, safer operation and easier handling.

## Stronger In Use

- Stronger, redesigned body
- Reinforced base, wheel housing and comb construction
- Flexible lid to resist maximum strain
- Less wear and tear - increasing expected lifetime
- Improved emptying characteristics
- Reinforced and protected hinge arrangement

## Easier To Maintain

- Universal, easily interchangeable parts -requiring fewer spare parts in stock
- Smooth surface in the base area - making for easier cleaning
- Lid less susceptible to wind and rain
- Four safe and ergonomic handles

## Ready For The Future


- Ready for use with recycling apertures and various options
- EN 840 certified
- Optimum space for customised markings

## Material high density polyethylene (HDPE)

- Environment-friendly
- Long service life
- Suitable for recycling
- Frost-resistant
- Resistant to chemicals
- High resistance to UV radiation

## Optional:

- Hot stamping
- Embossed text on lid
- Foot pedal (Steel)
- Recycling lid
- Bio-hazard application & standards for medical industry
- Absorbent resistant




## Flat Lid

Reinforced comb construction

Lid side lip for guaranteed positioning

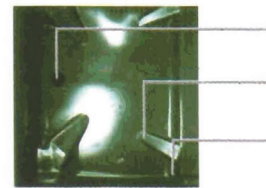
Stronger and symmetrically designed trunnions (Optional)



Reinforced protected hinge arrangement

Strong and smoothly finished lid pin


Ergonomic side handles



Repositioned and optimized drain plug

Reinforced base construction

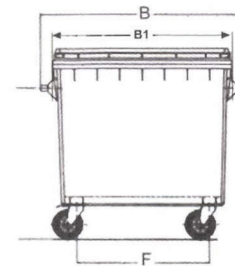
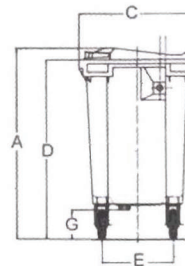
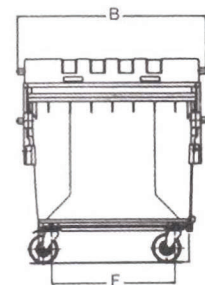
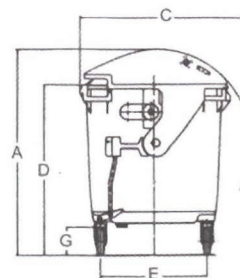
Smooth corners in the base area



Reinforced wheel housing

Easier maintenance thanks to smooth surfaces

New and improved central brake system



MGB	660	1100 Flat	1100 Round
Nom. volume (L)	660	1100	1100
Dead weight approx. (kg)	41	50	58
Useful load (kg)	310	440	440
A - Overall height (mm)	1175	1354	1455
B - Overall width (mm)	1310	1373	1373
C - Overall depth (mm)	775	1073	1057
D - Upper edge comb (mm)	1085	1206	1206
E - Wheel base width (mm)	490	750	750
F - Wheel base depth (mm)	870	880	880
G - Wheel diameter (mm)	200	200	200

For 660 Flat without trunnion - B1-1260mm  
\* Subject to technical modifications

Containers according to EN840

## Kruger & Brentt Equipment Private Limited

204, V4 Mayur Plaza II, DDA Local Shopping Complex  
Mayur Vihar Phase I, (Near HDFC Bank), Delhi-110091  
Ph.: 011-32957137, Tele Fax: 011-43063645, Mob.: 98102919496  
Kbtgroup@gmail.com, www.kbtechindia.com

